

AMRITA VIDYALAYAM

ANNUAL EXAMINATION 2019 - 20

Name:

Class : II

Marks : 50

Time : 2 hrs

MATHEMATICS

KNOWLEDGE

I. Choose the correct answer from the brackets. **10**

1. 1m = _____ cm. (100, 10, 1000)
2. $3 \times 3 =$ _____. (9, 6, 12)
3. The standard unit of measurement for capacity is _____.
(gram, litre, metre)
4. The shortest month is _____. (February, March, May)
5. Pictorial representation of a list is called a _____.
(pictograph, paragraph, photograph)
6. 1 rupee = _____ paise. (10, 100, 1000)
7. $5 \times 0 =$ _____. (5, 0, 50)
8. The last month of the year is _____. (March, May, December)
9. $3 \times 4 =$ _____ $\times 3$. (4, 2, 3)
10. 1 kilogram = _____ gram. (10, 1000, 100)

UNDERSTANDING

II. Match the following. **5**

- | | |
|-------------------|--------------|
| 1. Quarter past 4 | 3×2 |
| 2. 3 times 2 | 7 days |
| 3. 5 rupees | 4:15 |
| 4. 10×5 | 500 paise |
| 5. One week | 50 |

III. Write the multiplication facts. **2**

1. $3 + 3 + 3 + 3 =$ _____ $\times 3$
2. $6 + 6 + 6 =$ _____ $\times 6$

IV. Convert the following.

2

1. 7 m = _____ cm.

2. 3 m 70 cm = _____ cm.

V. Write true or false.

3

1. Heavy weights are measured in kilograms. _____

2. Multiplication is repeated addition. _____

3. The symbol of rupee is \$\$. _____

VI. Tick (✓) the unit you will use to measure the following objects.

3



cm / m



g / kg



ml / l

APPLICATION

VII.1. Out of 875 people in flood affected area of Kerala, 565 people were shifted to safe places. How many were left behind?

2½

Total number of people = _____

Number of people shifted = _____

Number of people left = _____

2. A school bus can carry 50 children at a time. How many children can be carried in 8 buses?

2½

Number of children in a bus = _____

Number of buses = _____

Number of children in 8 buses = _____

SKILL

VIII. Add.

2

₹	P
38	95
+ 60	20

IX. Subtraction.

2

₹	P
46	55
- 20	40

X. Multiply

4

1. 22
 $\times 2$

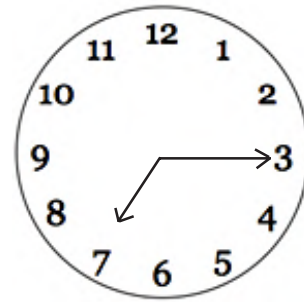
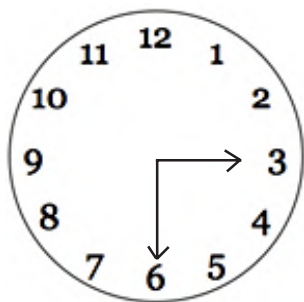
2. 34
 $\times 3$

XI. Name the months that have 30 days.

2

XII. Write the time in two ways.

4



XIII. Colour the notes and coins needed to buy.

2



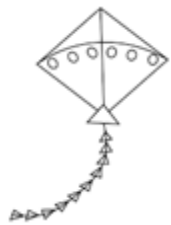
₹ 15

₹ 10

₹ 10

₹ 5

₹ 1



₹ 20

₹ 10

₹ 5

₹ 1

₹ 2

₹ 1

₹ 2

XIV. The table shows the favourite flavours of ice creams of students of Class II. Using given data answer the questions that follow.

4

Ice cream	Vanilla	Strawberry	Chocolate	Butterscotch
No. of children	4	3	8	2

1. Which ice cream flavour is liked most by children? _____
2. How many children like butterscotch? _____
3. How many children like strawberry? _____
4. How many children are in Class II? _____